

How to sign into the parent section

Go to www.skolkakobylisy.cz and then to the section of the site containing information about the kindergarten.

CS | EN



[Home](#) [About us](#) [Dual language teaching](#) [Kindergarten](#) [Primary school](#)


Royal kindergarten and elementary school

Czech - English school with a bilingual way of teaching

Choose kindergarten



ENROLLMENT IN KINDERGARTEN



ENROLLMENT IN PRIMARY SCHOOL



In the section dedicated to kindergarten, click on the "Parent section" button at the top right.

+420 775 299 999

CS | EN



Search...

PARENT SECTION

[Home](#) [About kindergarten](#) [More info](#) [Activities](#) [For parents](#) [Contacts](#) [Photogallery](#)

Here You can enter the parent section

Royal kindergarten Prague 8 Kobylisy

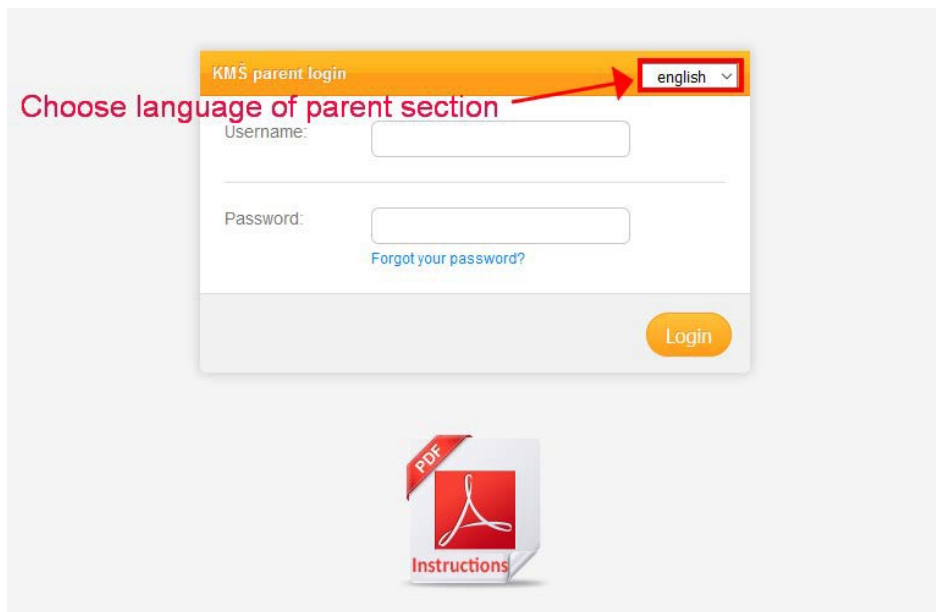
Czech - English kindergarten with a dual language teaching program

ENROLLMENT IN KINDERGARTEN




You will be redirected to the section for parents, which is password-protected for the safety of your children.

First select the language of the parent section view.

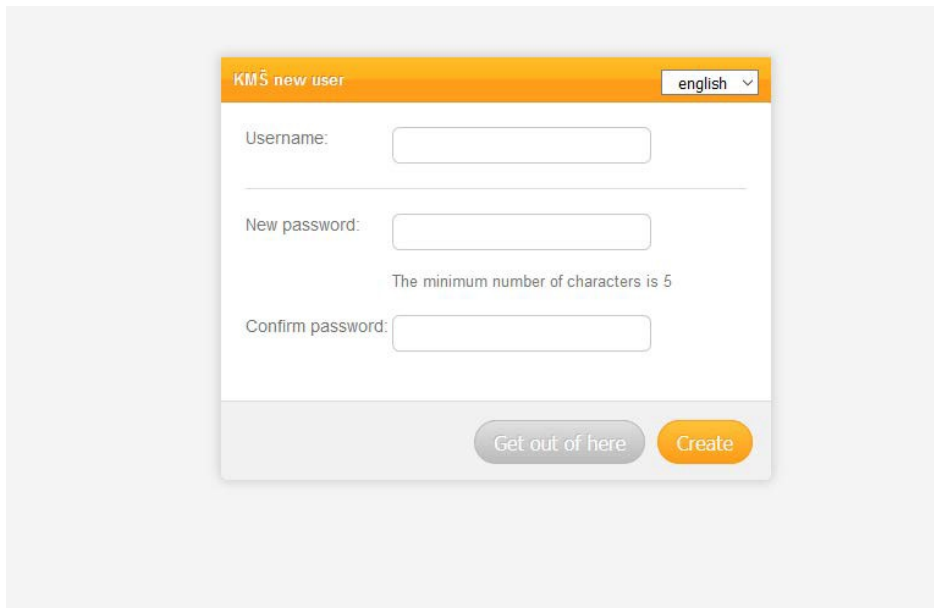


The **username** will be sent to you by a school representative. The username is usually automatically emailed when the pupil is enrolled in the school registry. If the email did not arrive, look for the spam folder or contact the kindergarten representative.

FIRST LOGIN - enter the user name in the login form, **do not enter the password** (Password field will stay empty) and click to login button.

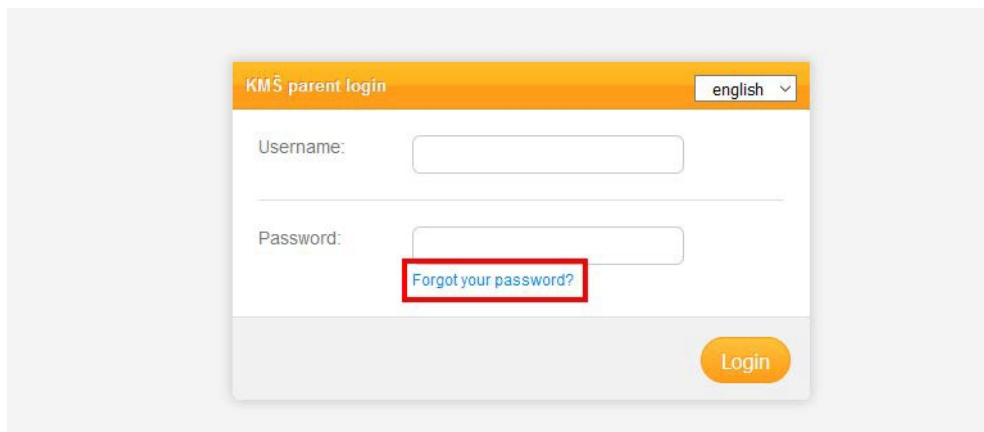


You will get to the next form to enter your own password.



The screenshot shows a registration form titled "KMS new user" with a language dropdown set to "english". The form contains three input fields: "Username:", "New password:", and "Confirm password:". Below the "New password:" field, there is a note: "The minimum number of characters is 5". At the bottom of the form, there are two buttons: "Get out of here" (grey) and "Create" (orange).


Forgotten password - if you forget your password, click the link below the password entry box and follow the instructions. A password-reset email will be sent to your contact email.




The screenshot shows a login form titled "KMS parent login" with a language dropdown set to "english". The form contains two input fields: "Username:" and "Password:". Below the "Password:" field, there is a blue link "Forgot your password?" highlighted with a red box. At the bottom right of the form, there is an orange "Login" button.

Navigation in the parent section

Navigation is simple. On the main page you choose where you want to continue. You can go to Attendance subsection, where You can enter apology or change kindergarten attendance of your child . You can go to Educational plans, English syllabus or Informations for parents, where You can download important documents and informations about curriculum. You can also go to Consultations and book a consultation with choosen teacher. Or You can go to Photogallery and view or download photos from kindergarten events. To return to the main page, click on the red house in the top right corner.



Top menu

In the top navigation menu You can also find contacts for kindergarten staff and event calendar - wich is embedded Google calendar so You can add this events simply to your Google calendar by clicking add icon  in right bottom of Google calendar.



Go to main page



Contacts for kindergarten stuff



Event calendar



Log out